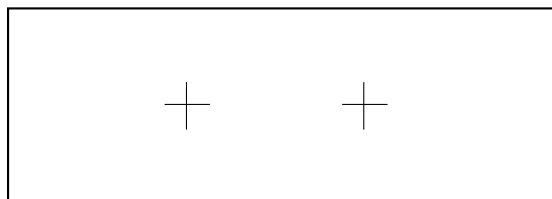

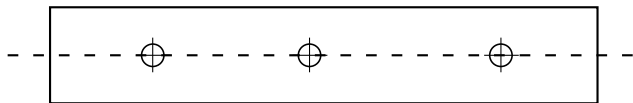


Wolverine Claw Template by Bill Doran  
punishedprops.com



Top - Marks for Threaded Holes



Bottom - Marks for Claw Rod Holes  
Either two 1/4" Thick Bars or one 1/2" Bar Cut along  
the dotted line after drilling holes.

Tutorial Video: <https://youtu.be/grmAlfNRTIU>